



## Tole It To The Mountains

www.wmdpghn.org

The Official Newsletter of the White Mountain Decorative Painters' Guild  
An Affiliated Chapter of the Society of Decorative Painters

### Sue's Presidential Scribbles...

- I write this as I am mentally getting ready for NET. I'm packing in my head and making lists of everything I need to take. I'm very excited to go this year (as every year) and take the many classes that I signed up for. For six days, I will be in my happy place. Painting with new and old friends and buying lots of things that I really won't need when I get home but will think I do while I'm there!
- As you read this, NET will already be over and I'll be home and possibly broke from buying too much. I'll also have quite a few undones...but I just know that I will have had a wonderful time and I hope many of you did too. Make sure to bring some of your class pieces for the potpourri table.
- In September, I had the privilege of taking the classes with Rosemary West. Many thanks to Dotty Pullo for heading up this seminar and to all those who helped in many ways. So many pitched in to help and it was a stunning success. We had many from White Mountain attend and many from outside of the chapter. It was great to meet new people and we hope to greet them at one of our meetings or another seminar soon. The plus for me was that I actually came home and worked on my pieces and I actually have two that are finished!
- Next year we have some fabulous seminars scheduled and I hope you all have the opportunity to join the fun.
- Happy painting!!
- Sue

### Just in time for the holidays...

Leanne Kelly has reserved a table to sell at our next meeting and there will be another table for members to sell finished pieces.

### Meeting guest wanted, needed & appreciated...

If you plan on bringing a last minute guest to a meeting, that's AWESOME. But please call our Membership Secretary, Jacque, or send her an email. We want to make sure we have a small acknowledgement gift to give guests as a welcome. If applicable, we also need to make sure there is adequate food and afternoon program surfaces. Jacque's contact information is: 603-475-9480 or [join@wmdpghn.org](mailto:join@wmdpghn.org)

### News from our Vice President...

Hello Everyone,  
Like Sue, I wish to thank everyone who helped make the Rosemary West Seminar such a wonderful event. I especially want to thank Dotty Pullo for organizing this seminar and Carolyn Swasey for providing lots of good food!  
Please plan to attend our upcoming Guild meetings. In November, Dotty Pullo will be showing us three different ways to make beautiful poinsettias. Just in time for Christmas! And Suzi Franklin will instruct in January. Suzi has received a violet design from Maureen McNaughton. Maureen designed this just for us! Carolyn will send out photos soon. You can paint this on a surface of your choosing. It is vibrant and happy! I know you will love it.  
I hope to see you soon. Thank you for all that you contribute to our organization.  
Peggy Daly

WMDPG – the deadline for the next issue of 'Tole it in the Mountains' is  
December 14, 2019.

### 2020 Nominations for Officers & Board Members...

The White Mountain Decorative Painters Guild Slate of Officers and Board Members for 2020 will be voted by the Membership at the November 10, 2019 General Meeting.

<b>PRESIDENT</b>	Peggy Daly (voted into Office 2018)
<b>VICE PRESIDENT/PRESIDENT ELECT</b>	Carolyn Swasey
<b>NEWSLETTER EDITOR</b>	Donna Frost
<b>MEMBERSHIP SECRETARY</b>	Sue Duffy
<b>RECORDING SECRETARY</b>	Suzi Franklin
<b>TREASURER</b>	Dotty Pullo

#### BOARD OF DIRECTORS: (vote for three):

Linda Conners  
Janice Fusco  
Melanie Knox  
Sue Mangano  
Marilyn Moses  
Jacque Seastedt

As always, Nominations from the floor will be requested. Any member in good standing is eligible to be nominated, but the person doing the nomination must ask the nominee if they would be willing to accept the nomination.

## 2019 Calendar of Events...

October 8-13, 2019 NET Convention  
 November 10, 2019 **General Meeting** (afternoon Dotty Pullo)  
 December 14, 2019 Board Meeting and **Newsletter Deadline**  
 January 5, 2020 **General Meeting** (afternoon Suzi Franklin)  
 March 15, 2020 **General Meeting** (afternoon Tricia Joiner)  
 May 3, 2020 **General Meeting** (afternoon Mary Svenson)  
 June 13, 2020 Workshop with Cynthia Erikson  
 July 24 & 25, 2020 – Seminar with Paulette DiGesare  
 September 13, 2020 **General Meeting** (afternoon Susan Mangano)  
 September 19 & 20, 2020 –Seminar with Lynne Andrews  
 November 10, 2020 **General Meeting** (afternoon Peggy Daly)  
 January 2021 General Meeting

## Rosemary West Seminar...

Dotty phrased this very well: “it takes a village and it certainly did this weekend. Thank you everyone for all you did to make this seminar fun and successful. Rosemary said she enjoyed being with us.” Thank you to Cupcakes 101 in Bedford NH for donating the delicious cupcakes.



## 2019 WMDPG Elected Officers & Board of Directors...

President	Sue Hodgkins	603-225-9074	<a href="mailto:president@wmdpgnh.org">president@wmdpgnh.org</a>
Vice President	Peggy Daly		<a href="mailto:vp@wmdpgnh.org">vp@wmdpgnh.org</a>
Newsletter Editor	Carolyn Swasey	603-490-4429	<a href="mailto:editor@wmdpgnh.org">editor@wmdpgnh.org</a>
Secretary	Marilyn Moses	603-382-5284	<a href="mailto:esmjmoses@comcast.net">esmjmoses@comcast.net</a>
Treasurer	Dotty Pullo	603-864-0206	<a href="mailto:rosepullo@gmail.com">rosepullo@gmail.com</a>
Membership Secretary	Jacque Seastedt	603-475-9480	<a href="mailto:join@wmdpgnh.org">join@wmdpgnh.org</a>
Past President Advisor	Donna Frost	603-48-2386	<a href="mailto:dfrost49@gmail.com">dfrost49@gmail.com</a>
Board Members	Linda Conners	603-344-4534	<a href="mailto:lindaconners@gmail.com">lindaconners@gmail.com</a>
	Melanie Knox	603-529-7129	<a href="mailto:mek5@gsinet.net">mek5@gsinet.net</a>
	Suzi Franklin	207-646-3269	<a href="mailto:mefpsp@yahoo.com">mefpsp@yahoo.com</a>
Alternate	Janice Fusco	603-540-5933	<a href="mailto:jagfusco@comcast.net">jagfusco@comcast.net</a>

## 2019 Presidential Appointments...

Annual Raffle	Deb Courville	603-880-3791
Brown Bag Raffle	Susan Mangano	603-667-5709
Centerpieces	Kris Lafayette	978-667-5709
Chapter Energizer	Kris Lafayette	978-667-5709
Egg & Ornament Swap	Kris Lafayette	978-667-5709
Hospitality & Toiletries	Leeanne Kelly	603-689-8700
Installation Coordinator	OPEN	
Luncheon Chair	Linda Conners	603-344-4534
Memory Box Coordinators	Marilyn Moses	603-382-5284
	Jacque Seastedt	603-475-9480
NECC Co-chair reps	Carolyn Swasey	603-490-4429
	Linda Conners	603-344-4534
NET Volunteer Chair	Sue Hodgkins	603-225-9074
Nominating Committee	Kris Lafayette	978-667-5709
	Melanie Knox	603-529-7129
Parliamentarian	Kris Lafayette	978-667-5709
Service Project/Charity	Linda Conners	603-344-4534
Seminars / Workshops	Peggy Daly	<a href="mailto:vp@wmdpgnh.org">vp@wmdpgnh.org</a>
Social Media / Website	Donna Frost	603-648-2386

## Directions to Country Inn & Suites, 250 So. River Road, Bedford NH

From points North take a right on Rte. 3 South Everett Turnpike and take the Bedford Exit. Take a right on Rte. 3 and follow this south until you pass IHOP and Canoe, the next sight is the hotel entrance.

From points South, take Rte. 3 North Everett Turnpike, and get off at the Airport exit, before the toll booth. (Rte. 3 Merrimack). Go North on Rte. 3 toward Bedford. The hotel is 2 miles on the left. Get into the left lane just after the set of lights (junction of the Animal Hospital & Neurospine Center and Hampton Inn) From points East, take Rte. 101 West 293 and, get off at the Bedford Exit leading you to South River Rd/ Rte. 3. Take a right and follow that until you pass IHOP & Canoe, proceed and the hotel is on the right side up the hill.

Two more completed backpacks delivered to Melanie. Thank-you Janice, and Dotty...



## Memory Boxes...



Please continue to support the Memory Box program. Thank you to those members who shared their talent and painted a box for donation to a local hospital. Boxes are available for you to pick up at the next meeting. If you have any questions, please contact Marilyn or Jacque.

## WMDPG November 10, 2019 General Meeting...

**Date:** November 10, 2019  
**Place:** Country Inn & Suites  
 So. River Rd., Bedford, NH

**Directions:** Refer to page 2

### Agenda -

- **9:00 – 10:00:** Palette Potpourri, Coffee, Tea, and Ice Water (compliments of the chapter), Upcoming Event displays
- **10:00 – 12:00:** Business Meeting
- **12:00 – 12:30:** Thanksgiving dinner (Turkey & all the fixings)
- **12:00 – 4:00:** Afternoon Program with Dotty Pullo. Poinsettia .

## Things to Bring to the Meeting...

- ❖ **Ornament for the swap. Please sign your painted piece,**
- ❖ **Palette Potpourri item to place on display**
- ❖ **Your painted name tag**
- ❖ **Money for raffles and fundraiser tickets**
- ❖ **Brown bag goodies**
- ❖ **Memory Boxes**
- ❖ **Item for David's House and a Xmas ornament**
- ❖ **Your smile and open heart**

Thank you, Janice for sharing your talent and teaching a wonderful Colored Pencil afternoon program. You are a trooper.



## November 10, 2019 General Meeting & Afternoon Program Registration Form **Please RSVP by November 2, 2019**

Name: \_\_\_\_\_ Phone #: \_\_\_\_\_  
 Email: \_\_\_\_\_  
 Guest Name: \_\_\_\_\_

### Complete the following -

Attending Business Meeting  
 Afternoon Program: Poinsettia  
 Lunch:

	<u>Member</u>	<u>Guest</u>
	Yes / No	Yes / No
	Yes \$10 / No	Yes \$10 / No
	Yes \$10 / No	Yes \$10 / No

Make checks payable to WMDPG


Total enclosed: \_\_\_\_\_


Mail completed form to:

Jacque Seastedt  
 49 Sanborn Rd  
 Danville, NH 03819  
 603-475-9480  
 Email: join@wmdpghn.org

**I give my permission to WMDPG to post my picture within our Newsletter, Publications, on our WMDPGNH.org website or on our Facebook page? YES \_\_\_ NO \_\_\_**

## Afternoon Program with Dotty Pullo supplies needed...

Please bring: a good pair of paper cutting scissors, double stick tape if you have it, normal painting supplies for watercolor and acrylics. Paint and markers will be provided for class use. 



## WMDPG Secretary's Report from September 8, 2019 Meeting...

Sue Hodgkins opened the meeting with the pledge of allegiance and a moment of silence.

Sue welcomed 24 members and one visitor, Jane Willett from Seastrokes, to our gathering.

The minutes from Secretary Marilyn Moses from our May meeting were accepted. Melanie Knox and Janice Fusco made and seconded the motion to accept this report as published in our newsletter.

Dotty Pullo gave the Treasurer's report. We have \$7,695.98 in our checking account and \$7,132.28 in our CD for a total of \$14, 828.26. Dotty cautioned that Rosemary West expenses will reduce this amount. Currently we have \$2,960 from seminar's sales.

Peggy Daly asked members to mark their calendars with important dates for 2020. Suzi Franklin said that Maureen McNaughton is designing a special piece just for us! Suzi will teach this on January 5, 2020. Tricia Joiner is planning a lesson for our March 2020 meeting.

We discussed other upcoming seminars for 2020. Cynthia Erekson will design a box for WMDPG. Lynne Andrews' Nutcracker Santa was voted to be a seminar project for September 2020. Paulette DeGesare will be designing something special for us as well. SAVE THE SEMINAR DATES!

Jackie Seastadt said that we have 43 members, of which 24 were in attendance today; 16 stayed for lunch and 15 of those enrolled in the afternoon program.

Carolyn Swasey announced that October 5 is the newsletter deadline. Carolyn passed out sheets giving people who are working at NET on Friday their schedules for the Volunteer Station. Carolyn also reminded everyone that without participation, NET will not continue to flourish. She is busy planning a May 2021 seminar featuring Heidi England. Carolyn asked us to peruse the galleries on Heidi's website. We will need to select projects to paint. Tricia Joiner added that Heidi England was her first teacher, and that she loves Heidi's Swedish painting style.

Plans for the Rosemary West seminar on September 14-15 were reported by organizer Dotty Pullo. Dotty provided a list of food and other items needed for the seminar. Many members have volunteered to make the two day event *delicious* as well as a *party!* Lunch on Saturday can be ordered from Giovanni's. Dotty has invited participants to dinner at the Olive Garden in Londonderry on Saturday night.

Kris Lafayette will bring a door prize for attendees. Kris is pleased that members have volunteered to run for WMDPG offices next year. Kris will present a slate of officers to be voted on at our November meeting, and this information will also be posted in the next Newsletter.

Melanie Knox and Donna Frost represented WMDPG in place of Peggy Daly at the SDP conference in Wichita, Kansas. They will give a report to our chapter at the next meeting.

In other business:

- Melanie Knox is grateful for the backpacks that our members painted for children in the care of Social Services
- Suzi Franklin and Mary Frambach painted the centerpieces for today's gathering.
- Jacquie Seastadt thanked us for cards sent to Marilyn Moses, and reminded us of our Memory Box commitments.
- Leanne Kelly asked that we continue to notify her of all instances of members needing to be sent sunshine from her!
- Sue Hodgkins needs volunteers for NET Class Sales and Registration desk. We have responsibility for coverage Tuesday – Saturday.

*Respectfully submitted by:* Peggy Daly on behalf of Secretary Marilyn Moses

**2020 Membership Application — White Mountain Decorative Painters' Guild**  
*You must be a current member of the SDP to be a member of WMDPG.*

Name: \_\_\_\_\_  
 Last First Year Joined

Address: \_\_\_\_\_  
 City State 9 Digit Zip Code \_\_\_\_\_ Check box if this is a new address:

Phone ( ) \_\_\_\_\_ E-Mail Address \_\_\_\_\_

SDP Membership # \_\_\_\_\_  
 New Member \$15.00  Renewal \$15.00

- Newsletter Hardcopy add \$10/year (optional)**
- I do not have a computer! Mail for Free!**
- Do not list email / phone to Membership

Let Us Wish You Happy Birthday: MM \_\_\_\_\_ DD \_\_\_\_\_

Shop Owner  Teacher  Student

Would you be a teacher at a meeting or a workshop? Yes \_\_\_ No \_\_\_

Medium Taught \_\_\_\_\_

Would you be willing to be contacted for rides? Yes \_\_\_ No \_\_\_

Today's Date: \_\_\_\_\_

Referred By: \_\_\_\_\_

Questions? Call Jacque Seastedt , 603-475-9480 or email at: [join@wmdpgnh.org](mailto:join@wmdpgnh.org)

**I give my permission to WMDPG to post my picture within our Newsletter, Publications, on our WMDPGNH.org website or on our Facebook page?**  
 YES \_\_\_ NO \_\_\_

**Please send form and payment (check made payable to WMDPG), to:**

Jacque Seastedt  
 49 Sandown Road  
 Danville, NH 03819

## Plein Air Painting Adventure in Italy – Donna Frost...



I hope you plan to renew your SDP membership soon if you haven't already. One of the benefits for me has been the opportunity to meet other painters both at chapter meetings, seminars and conventions. Thanks to the Society of Decorative Painters, I met Lina Ferrara CDA years ago. She used to teach and have a booth at NET when NET was in Providence. I kept in touch via Facebook so I was very interested when she announced she was leading a small group to Italy for a 10 day tour of the Amalfi coast and to do Plein Air painting. Lina is first generation American, speaks Italian and still has family in the Tramonti district of Italy. I had never been to Europe, never painted outdoors and wasn't sure I wanted to paint in oils. I think there were two others who were also on their first trip to Europe. Most of the group was Lina's regular students in Pennsylvania. Another teacher was also going as well as Lina's husband. Since we were staying in dorm-like quarters of a monastery with most meals and local transportation included, the trip wasn't as expensive as some group tours and I decided since I might never have the chance to go to Europe again I would also travel by myself up to Rome and take a cooking class.

According to ArtistsNetwork, *En plein air* is a French expression that means "in the open air." It is used by artists to describe the art of outdoor painting, capturing landscapes and views in natural light. This kind of art has been a popular practice for centuries and requires specific skills and techniques.

Lina is blogging about the trip so you can read about it in her own words. <https://lina-ferrara.com/blog>

I've wanted to paint some scenes around my house so I thought this might be a good way to learn. You need an outdoor easel set up which might be an all in one French easel or, what I decided to buy, a pochade box that attaches to a regular tripod. I bought a medium box which converts into a canvas holder and has its own glass palette. To keep weight and expenses down, Lina had recommended canvas paper taped to a board. I chose small canvas boards. She sent a list of colors and other supplies to bring. Although I took an oil class from her at HOOT in July and know I can paint in oils, I decided I didn't want to risk wet paintings on the trip home although a few people had special wet canvas carriers. I decided to bring DecoArt Traditions and plenty of extender plus blue shop towels to make a wet palette. The Amalfi coast and mountains are a very dry climate but the paints stayed wet long enough. I packed each bottle in a plastic snack bag and then put them into gallon size storage bags. I did not have any leakage but a couple of bottles got pressurized so I had to be careful opening them the first time after the flight. It was best to unscrew the caps the first time rather than pop the lids.

I could adjust the tripod so the pochade box was at a comfortable level. Since I chose to sit as I painted I also brought along an inexpensive folding camp stool. I had a 25" suitcase which was just big enough to hold the folded tripod and camp stool. Due to the weight of equipment, the paint and my clothes, I had to put the pochade box in a backpack with wheels that I use at conventions and seminars and as a carry on bag. The backpack was purchased at IKEA a few years ago. Others used regular backpacks. The tripod came with a carrying case and shoulder strap. A floppy hat, sun screen and sturdy shoes were also recommended. I also needed to pack folding hiking poles.

The point of plein air painting is to get a quick painting done in two hours before the light changes a lot. Some people refine their paintings back in the studio. The important thing is to get accurate colors. You might add brighter colors to accentuate your center of interest but you also had to be aware of how the colors changed due to distance in a scene. Thanks to color theory classes over the years, I didn't find it hard to mix cool and warm greens in different values. Lina showed us how to hold our paint brush up to get a straight line at the correct angle when we wanted to paint buildings. She also had a sliding plastic gadget (view catcher) to help her frame part of the scene that was going to fit on her canvas. You can also use your hands to frame what you are going to paint. It is a good idea to first tone your canvas with a wash of a color like burnt sienna so no white shows through. The next step is to take a dark color to do a quick brush sketch of the scene so you have the placement of buildings, mountains, etc. To make sure your colors are going to work, after mixing a color you can hold the palette knife up to the actual scene to see how close you have matched a color.

Lina demonstrated basics on the first day when we painted at a winery. We also had a brief tour and a fabulous lunch. Later in the week with everyone's paintings on display in a classroom, Lina did critiques and others were encouraged to make comments. I learned a lot doing this.

As far as the trip was concerned, Lina arranged everything and had a travel agent available. Since I wasn't familiar with overseas airlines I decided it was best to have the travel agent help me pick a flight to Naples with a return from Rome and also provide trip insurance (Medicare doesn't cover you outside the US). I made my own arrangements for a hotel in Rome for four nights and, with the advice of more experienced friends, realized a high speed train from Naples to Rome would only cost \$39 and take a little more than an hour. The hotel had already told me what to expect to pay for cab fare and I was careful to go to the official city cab line where I was quickly put into a cab for the short ride to the Hotel Aberdeen. With my smart phone I could use Google Maps to find how to get somewhere and then offline the gps could track my walking or the bus I was on along the route. Google Maps also told me what city bus number to use

**Donna Plein Air continued:**

and how many stops there would be along the route. At home, I had printed detailed maps and directions to two places I knew I wanted to go. My landmark was the train station so if I was on a wrong bus I just stayed on until the route ended at the train station and then I could get on the right bus. The train station is called Termini. If I couldn't find someone who spoke English I just had to point in one direction and ask Termini? And then point in the other direction and ask Termini? As long as I was going in the right direction, I would eventually get to the Termini. Although I took a tourist hop on/off bus to get an overview of the city, my smart phone could get me to a particular shop and show me restaurant options within walking distance. The return flight had a connection in Dublin where all of us were directed to go thru Pre-clearance for US Customs. Having done that, all I had to do when I landed in Boston was get my bags and wait for the bus to Concord.

I don't think I could have chosen a better trip. We had great personable drivers with comfortable 8 passenger vans. Our lunches were sometimes tasting menus consisting of a huge amount of food at farm to table kind of places. Other times we ordered off the menu. The scenery was spectacular and Lina was there to give us briefings on local customs plus translate menus and teach us a few important words. Most Italians who work with tourists know a little English if not a lot but, surprisingly, Lina's explanation of local customs and etiquette was the biggest help. For example, it is typical to be offered a choice of water, "gas or no gas," which meant sparkling or still. Italians don't eat dinner until 7pm and later so some restaurants aren't open until then. Shops in small towns are usually closed in the afternoon. People were always helpful and Lina's husband made sure nobody got left behind or got careless about safety. (Pickpockets are plentiful in Naples.)

I hope my trip report might inspire you to try plein air painting. There are some great YouTube videos you can watch. Or, perhaps, someone is thinking about taking a trip with one of several artists who offer them. I opted to do more sightseeing than painting but also took photos to use for future reference. As decorative painters, we are used to copying other people's designs but plein air painters copy nature.

**Sneak Peak - January 5, 2020, Suzi Franklin afternoon program  
(original design, just for us by Maureen McNaughton)**

The following projects have been designed for Suzi Franklin's four hour class. Three patterns are offered for the varying strokework skill levels of the students attending. Those with no strokework skills are encouraged to use the design marked "Beginner." Those with advanced strokework skills are encouraged to choose the "Advanced" pattern.

All three patterns use the same elements, painted in the same order. All brushes and colours are the same for all three. The more advanced designs incorporate differences in flower perspective and component overlapping.

All patterns will be included in the class packets to encourage the students to paint the other two options at home in their own time.


I know everyone will have a great time in Suzi's class.

Sincerely,

*Maureen McNaughton Gourzong*



Intermediate Stroke Painter Design, timed for Suzi Franklin's 4 hour class



Beginner Stroke Painters Design, timed for Suzi Franklin's 4 hour class



Advanced Stroke Painters Design, timed for Suzi Franklin's 4 hour class

**ATTA-girl...**

An original piece of artwork by Lynne Andrews will be raffled off at the November meeting. Thank you, Anne Wifholm.



**Ornament Swap and please paint one for David's House.**

Don't forget to bring two painted ornaments to the November meeting. Please wrap one and we will have our annual ornament swap. The unwrapped one will be sent to David's House for their tree, and each child will be able to take an ornament home.

The Atta Girl for September will be presented at the November meeting, as our Girl was not able to attend the meeting. There will be another Atta Girl presented at the November meeting. Anyone can be an Atta Girl. Please see me if you have someone in mind. It is always nice to be acknowledged for one's contribution to the Guild. Keep up the Good Works, my fellow volunteers, YOU may be next.

## Upcoming Birthdays:

**October**-Janice Tomlin (10)  
**November**-Peggy Daly (13), Elizabeth Vitale (9)  
**December**-Carol Bell(6), Linda Connors(14), Fran Gelinas(5), Kathleen Tanguay(21)



Tricia Joiner  
 Artful Webinars  
 Online Live Interactive Seminar  
 November 9, 2019  
 12-5 pm  
[www.cindyharrisonart.com/artful-webinars](http://www.cindyharrisonart.com/artful-webinars)

## 2020 Raffle chair message from Kris Lafayette....

I have volunteered to Chair the 2020 Main Fundraiser. I know that we cannot top the awesome Quilt and Tuffet of 2019, but I am looking for ideas. Suggestions for a surface, ideas for type and style of painting, a design that will appeal to most people, and suggestions for an excellent painter to paint the surface are all needed. See, call, text, or e-mail me with your ideas. All suggestions will be considered. Thanks in advance.

## Highlights from the meeting... Brown Bag, Potpourri, etc...



Tole It To The Mountains Volume 36, Issue 4 ~ editor@wmdpgnh.org ~ October 2019

## 2020 Membership Application — Society of Decorative Painters

Name: \_\_\_\_\_  
 Last First Year Joined  
 Address: \_\_\_\_\_  
 City State 9 Digit Zip Code  
 Phone ( ) \_\_\_\_\_  Check box if this is a new address  
 New  Renewal  Membership# \_\_\_\_\_  
 Chapter Affiliations: \_\_\_\_\_  
 E-Mail Address \_\_\_\_\_ Website: \_\_\_\_\_

- INDIVIDUAL MEMBERSHIP (US only): \$60
  - INDIVIDUAL/BUSINESS ASSOCIATE: \$90
  - HOUSEHOLD MEMBERSHIP \$40 (for immediate family member sharing same address)
  - TRIAL MEMBERSHIP \$40 (for new members who want an on-line copy only of the Decorative Painters)
  - STUDENT MEMBERSHIP \$20 (online magazine only) (documentation must be provided)
- Check Enclosed (payable to SDP) or CHARGE my:  Visa  MC

Card No.: \_\_\_\_\_ Exp. Date: \_\_\_\_\_  
 Total \$ \_\_\_\_\_  
 Date: \_\_\_\_\_ Signature: \_\_\_\_\_

Mail form and payment directly to:

SDP  
 1220 East First Street  
 Wichita KS 67124  
 or:

Join online at:  
<https://www.decorativepainters.org>

### Meeting/Event Cancellation Policy...

Cancellations for any WMDPG Event/Meeting will be posted on our website and/or Facebook page: [www.wmdpgnh.org](http://www.wmdpgnh.org)  
<https://www.facebook.com/White-Mountain-Decorative-Painters-Guild-357770294262956/>  
 no later than 8:30 am on the day of that activity. If you do not have access to the internet, please call a friend who does or call any Board Member. (See Page 2 for phone numbers.)

### Policy—for Missed Events Project Pieces...

If an individual paid for a class and is unable to attend, arrangements must be made to obtain the materials within 2 months or by the next General Meeting. Otherwise, the class project will revert back to the Guild with no refund.

### Advertising rates – Deadline December 14, 2019

Ad copy and checks should be sent to:  
 Carolyn Swasey  
 10 Berkshire Ln  
 Londonderry, NH 03053  
 Any Questions? Email Carolyn at: [Wmdpgcarolyn@outlook.com](mailto:Wmdpgcarolyn@outlook.com) or call 603 490-4429

	MEMBER		NON-MEMBERS	
	1 Issue	5 Issues	1 Issue	5 Issues
Full Page	\$30.00	\$135.00	\$40.00	\$180.00
Half Page	\$15.00	\$67.50	\$20.00	\$90.00
1/4 Page	\$7.50	\$33.75	\$10.00	\$45.00
Business Card 3.5X2"	\$5.00	\$22.50	\$7.50	\$33.75
Little Notices Bulletin Board	\$1.00	N/A	N/A	N/A

### David's House Wish List...

- Paper towels
- Tissues
- Paper plates & bowls
- Plastic utensils
- Paper cups - 5 oz. only
- Laundry detergent - powder
- Kitchen sponges
- Dishwashing liquid
- Liquid hand soap
- Dryer Sheets
- Stain Removers
- Juice boxes, Concentrated juices
- Cookies and crackers
- Cereal Bars
- Cereal - single serving and regular
- Pop tarts
- Fruit snacks
- Applesauce
- Pudding Snack cups
- Microwave Popcorn
- Single serving microwave meals
- Soups (small size)
- Beef stew (small size)
- Coffee creamer (powder)
- Spaghettios/Ravioli (reg. size)
- Sanitary napkins
- Tampons
- Panty shields
- Nursing pads (disposable)

# Dotty's Treasurers Report – 2020 Budget and YTD Income & Expenses...

Budget 2020	
Income	
Avertising	\$0.00
Annual Raffle	\$400.00
Brown Bag Auction 5 * 60	\$300.00
Sales from Donated Itmes	\$300.00
Membership Dues 40*\$15	\$600.00
Workshops 2	\$1,200.00
Interest	\$20.00
Seminar 1 one day (15) * 50	\$750.00
seminar 2 (40* 50)	\$2,000.00
seminar 3 (40* 50)	\$2,000.00
General meeting lunch 20 *\$10*5	\$1,000.00
Afternoon program 20 * 10 *5	\$1,000.00
Newsletter Hard Copies	\$50.00
NET Dividend	\$750.00
<b>Total Income</b>	<b>\$10,370.00</b>

Disbursements	
Bank Charges/Office Expenses	\$200.00
Charity	\$250.00
Memory boxes	\$50.00
Discretionary Board Spending	\$750.00
Hospitality	\$100.00
Printing	\$50.00
Newsletter	\$150.00
SDP Insurance	\$100.00
SDP Dues	\$50.00
Net Dues	\$250.00
Website	\$120.00
Afternoon Program (Teacher)	\$1,000.00
Room rental (Afternoon Program)	\$1,250.00
General meeting Lunch	\$250.00
Seminar 1 Cynthia Erikson	\$600.00
Seminar 2 Lynne Andrews	\$1,500.00
Seminar 3 Paulette DiGesare	\$1,200.00
Workshops 2	\$1,000.00
<b>Total Disbursements</b>	<b>\$8,870.00</b>

WMDPG Income and Expense 1/1/2019 -6/30/2019	January	February	March	April	May	June	July	August	YTD
<b>Income</b>									
General Meetings	230.00				240.00				470.00
Income From Seminars	1,490.00							2,450.00	3,940.00
Meeting Auction					837.25				837.25
Membership Dues	75.00	90.00			75.00			15.00	255.00
Other Inc	41.00				18.00				59.00
Ways and Means	232.00							152.00	384.00
Workshop Income						585.00		45.00	630.00
<b>Expenses</b>									
Dues	250.00	132.00							382.00
Afternoon Program	252.00			116.16	245.25				613.41
RosMary West Seminar Room							250.00		250.00
Seminars	1,150.00			30.40				0.00	1,180.40
Food & Dining (Lunch Expense)	26.35				27.83				54.18
Prof and Legal Fees	68.00	125.00						15.00	208.00
Rent	486.00								486.00
Gifts and Donations		15.00							15.00
VP SDP Conference Stipen						1,000.00			1,000.00
Workshop Christmas Piece							315.00		315.00
Workshop Colored Pencil							240.50		240.50
Office and business expenes check, copying								358.12	358.12
Income	2,068.00	90.00		0.00	1,170.25	585.00	0.00	2,662.00	6,575.25
Expense	2,232.35	272.00		146.56	805.50	1,000.00	805.50	373.12	5,635.03
									940.22

## September Centerpieces...



A big thank you for the lovely fall centerpiece tablescapes. The fall baskets were painted by Suzi Franklin and Mary Frambach. The leaf placemats, vines and hidden candy stash made the centerpieces stunning. Wonderful job ladies.

## NET 2020 information...

Save the Date:  
October 6<sup>th</sup> – 11<sup>th</sup>, 2020.



# Let Them Eat Cupcakes

**Please support Cupcakes 101 in Bedford NH. Located at 132 Bedford Center Rd. They were extremely generous and donated the delicious cupcakes we enjoyed at our Rosemary West Seminar.**

## 2020 Events - Mark your calendars...

- January 5:** Suzi Franklin-Maureen McNaughton special pattern designed for WMDPG.
- March 15:** Tricia Joiner-flowers on fabric and lace
- May 3:** Mary Svenson-Project TBD
- June 13:** Cynthia Ereksen-Box
- July 24-25:** Paulette DeGesare - Project TBD
- September 13:** Sue Mangano-Autumn Silk Scarf
- September 19-20:** Lynne Andrews-Project TBD
- November 15:** Peggy Daly-Christmas ornament



**WHITE MOUNTAIN DECORATIVE PAINTERS  
GUILD 2019 NON-PROFIT RAFFLE TICKET.**

(ONE CHANCE TO WIN).

\$1.00 PER TICKET OR 6 FOR \$5.00.

Name: \_\_\_\_\_

Address: \_\_\_\_\_  
\_\_\_\_\_

Phone: \_\_\_\_\_

Email: \_\_\_\_\_

Drawing January  
2020 Meeting.  
Thank You



**WHITE MOUNTAIN DECORATIVE PAINTERS  
GUILD 2019 NON-PROFIT RAFFLE TICKET.**

(ONE CHANCE TO WIN).

\$1.00 PER TICKET OR 6 FOR \$5.00.

Name: \_\_\_\_\_

Address: \_\_\_\_\_  
\_\_\_\_\_

Phone: \_\_\_\_\_

Email: \_\_\_\_\_

Drawing January  
2020 Meeting.  
Thank You

## 2019 Raffle News...

Raffle prizes are florals painted on a fabric tuffet or a King-sized hand painted quilt. Please continue to promote our annual fundraiser by selling tickets.



**WHITE MOUNTAIN DECORATIVE PAINTERS  
GUILD 2019 NON-PROFIT RAFFLE TICKET.**

(ONE CHANCE TO WIN).

\$1.00 PER TICKET OR 6 FOR \$5.00.

Name: \_\_\_\_\_

Address: \_\_\_\_\_  
\_\_\_\_\_

Phone: \_\_\_\_\_

Email: \_\_\_\_\_

Drawing January  
2020 Meeting.  
Thank You



**WHITE MOUNTAIN DECORATIVE PAINTERS  
GUILD 2019 NON-PROFIT RAFFLE TICKET.**

(ONE CHANCE TO WIN).

\$1.00 PER TICKET OR 6 FOR \$5.00.

Name: \_\_\_\_\_

Address: \_\_\_\_\_  
\_\_\_\_\_

Phone: \_\_\_\_\_

Email: \_\_\_\_\_

Drawing January  
2020 Meeting.  
Thank You



**WHITE MOUNTAIN DECORATIVE PAINTERS  
GUILD 2019 NON-PROFIT RAFFLE TICKET.**

(ONE CHANCE TO WIN).

\$1.00 PER TICKET OR 6 FOR \$5.00.

Name: \_\_\_\_\_

Address: \_\_\_\_\_  
\_\_\_\_\_

Phone: \_\_\_\_\_

Email: \_\_\_\_\_

Drawing January  
2020 Meeting.  
Thank You



**WHITE MOUNTAIN DECORATIVE PAINTERS  
GUILD 2019 NON-PROFIT RAFFLE TICKET.**

(ONE CHANCE TO WIN).

\$1.00 PER TICKET OR 6 FOR \$5.00.

Name: \_\_\_\_\_

Address: \_\_\_\_\_  
\_\_\_\_\_

Phone: \_\_\_\_\_

Email: \_\_\_\_\_

Drawing January  
2020 Meeting.  
Thank You

